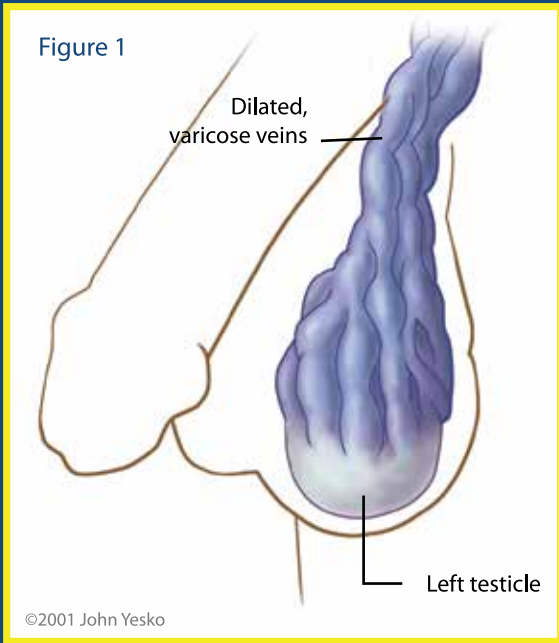


VARICOCELE

Varicoceles are a tangled network of blood vessels or swelling of the veins on the testicles. It is similar to varicose veins in the legs, but in this condition a vein called the gonadal vein (See Figure 1) has weak defective valves resulting in the blood pooling in varicose veins in the scrotum. It is a relatively common condition (affecting approximately 10 percent of men) that tends to occur in young men, usually during the second or third decade of life. Sometimes, varicoceles cause no symptoms and are harmless. But sometimes a varicocele causes pain, testicular atrophy (shrinkage), or fertility problems.

Figure 1

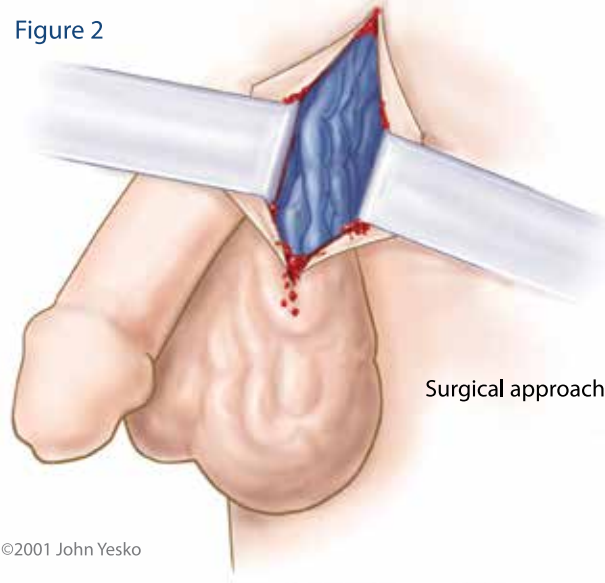


TREATMENT OPTIONS

Surgical

In varicocele ligation surgery, an incision is made in the skin above the scrotum, cutting down to the testicular veins, and tying them off with sutures. (See Figure 2) It is usually performed under general anesthesia. Although patients leave the hospital the same day, there is a two to three week recovery period.

Figure 2



Varicocele Embolization

Varicocele embolization is an outpatient procedure that is performed without general anesthesia using "twilight" sedation. In this procedure, a small tube is inserted into the femoral vein in the groin or a vein in the neck through a small nick in the skin (about the size of the lead in a pencil). The skin is numbed for this procedure and it is not painful. Next, a small catheter, or tube, is painlessly guided into the abdomen and into the varicocele vein under the guidance of x-ray imaging (See Figures 3 & 4). The vein is then intentionally closed off by plugging it with small metals coils and a special medication (the same sclerosant medication injected into leg varicose

veins). The procedure takes 30 minutes and the patient goes home a few hours later with only a band aid at the puncture site. They can immediately resume their non exertional activities.

Figure 3

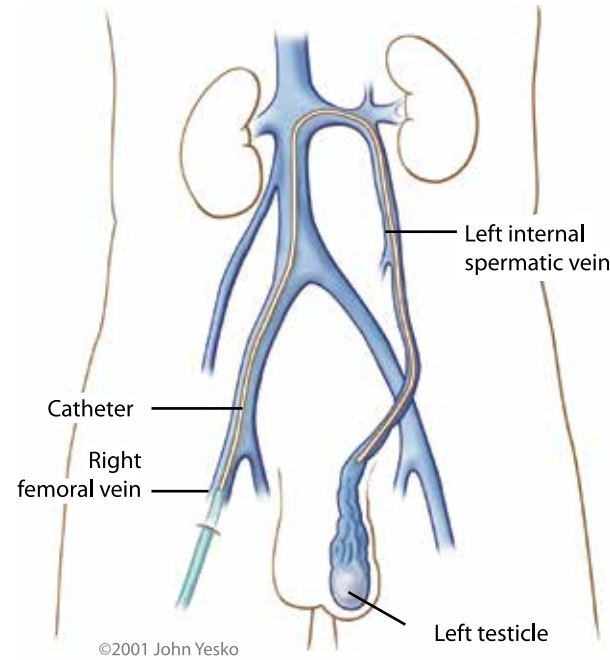
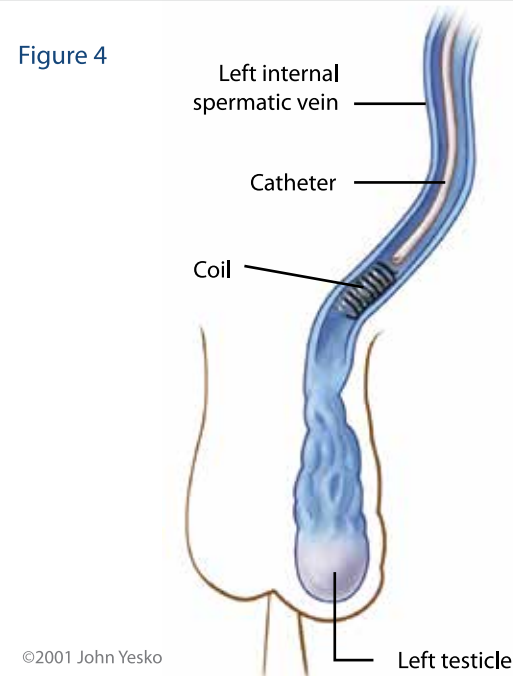


Figure 4



ADVANTAGES OF VARICOCELE EMBOLIZATION

- Performed under local anesthesia with mild sedation (general anesthesia is used for varicocele ligation).
- Performed on an outpatient basis in one of our office endovascular suites, not in a hospital.
- No surgical incision in the groin, only a tiny hole in the skin where a catheter is placed. The patient leaves the office with only a band aid.
- A patient with varicoceles on both sides can have both fixed at the same time through one vein puncture site (surgery requires two separate open incisions).
- It is as effective as surgery, as measured by improvement in pain, semen analysis and pregnancy rates.
- Lower rate of complications compared to surgery. Infection has not been reported after embolization.

OUR DIFFERENCE

South Florida Vascular Associates specialize in image-guided, minimally invasive techniques that are often an alternative to traditional open surgery. Our highly specialized, board-certified physicians use state-of-the-art diagnostic technology that ensures high quality patient focused care. Patients are seen for their private consultation at our new 8,000 sq. ft. office. If a procedure is ultimately recommended it is performed in our sophisticated office endovascular suites, one of the first of their kind in the country.

The minimally invasive techniques used by our physicians are an advance in medicine that often replaces open surgical procedures. They are generally easier for the patient because they involve no large incisions, less risk, less pain and shorter recovery times.

Our dedicated and knowledgeable staff offers the best care to each and every patient. We provide our patients with detailed information of the plan of care and are always available to answer any questions. At South Florida Vascular Associates we strive for excellence in patient care as the vascular experts in the community.

William Julien, MD



South Florida Vascular Associates is a comprehensive medical practice specializing in minimally invasive endovascular solutions to diagnose and treat various medical issues. Our unique approach to patient care is recognized for its commitment to clinical excellence and outstanding patient satisfaction.



SOUTH FLORIDA VASCULAR ASSOCIATES
Leading Change in Vascular Care




Coconut Creek
5300 W. Hillsboro Blvd, Suite 107
Coconut Creek, FL 33073
Phone: 954-725-4141
Fax: 954-725-4318

Boynton Beach
10151 Enterprise Center Blvd, Suite 204
Boynton Beach, FL 33439
Phone: 561-752-5195

Plantation
201 NW 82nd Ave, Suite 302
Plantation, FL 33324
Phone: 954-725-4141

Hablamos Español

www.SFVA.com



VARICOCELES

**A New Treatment Option
Brings Smiles to Men
Across the World!**



William Julien, MD